




















## Product Overview Connectors (Inlets/Outlets)

www.schurter.com/en/pg07










V-Lock  
00

	Type	Mounting method Side	Plug Outlet	Temperature	Protection class		
<b>Rated Current AC max IEC   UL: -   15 A</b>							
	<b>NR010</b> NEMA line Outlet 5-15R, Snap-in Mounting, Front Side, IDC- or Quick-connect Terminal	Snap-in Front Side	- -	70	IP20		
<b>new</b>							
	<b>NR020</b> NEMA line Outlet 5-15R, Snap-in Mounting, Front Side, Solder Terminal	Snap-in Front Side	- -	70	IP20		
<b>new</b>							
	<b>NR021</b> NEMA line Outlet 5-15R tamper resistant, Snap-in Mounting, Front Side, Solder Terminal	Snap-in Front Side	- -	70	IP20		
<b>new</b>							
	<b>0709</b> NEMA line Outlet 5-15R, Snap-in Mounting, Front Side, Solder Terminal	Snap-in Front Side	- -	70	IP20		
	<b>0709-1</b> NEMA line Outlet 5-15R, Snap-in Mounting, Front Side, V-Slot Terminal	Snap-in Front Side	- -	70	IP20		
	<b>0710</b> NEMA line Outlet 5-15R, Snap-in Mounting, Front Side, IDC- or Quick-connect Terminal	Snap-in Front Side	- -	70	IP20		
	<b>0715</b> NEMA line Outlet 1-15R, Snap-in Mounting, Front Side, Solder Terminal	Snap-in Front Side	- -	70	IP20		
<b>Rated Current AC max IEC   UL: 2.5 A   2.5 A</b>							
	<b>2570</b> IEC Appliance Inlet C8, Solder, PCB or Quick-connect Terminal	Snap-in Front Side	C8 -	70	IP20		
<b>new</b>							
	<b>0720-FS</b> IEC Appliance Inlet C8, Screw-on Mounting, Rear Side, Solder Terminal	Screw Rear Side	C8 -	70	-		










Connectors (Inlets/Outlets) (PG07)

	Type	Mounting method Side	Plug Outlet	Temperature	Protection class		V- Lock
	<b>2577</b> IEC Appliance Inlet C8 polarized, Screw-on Mounting, Front Side, Solder, Quick Connect or PCB Terminal	Screw Front Side	C8p polarized -	70	IP20		
<b>new</b>							
	<b>2579</b> IEC Appliance Inlet C8 polarized, Snap-in Mounting, Front Side, Solder, Quick Connect or PCB Terminal	Screw Front Side	C8p polarized -	70	IP20		
<b>new</b>							
	<b>0720-FP</b> IEC Appliance Inlet C8, Screw-on Mounting, rear side, PCB terminals	Screw Rear Side	C8 -	70	-		
	<b>2571</b> IEC Appliance Inlet C8, Screw-on Mounting, Front Side, Solder or Quick-connect or Print Terminal	Screw Front Side	C8 -	70	IP20		
	<b>2573</b> IEC Appliance Inlet C8, Screw-on or Rivet Mounting, Front Side, Solder, PCB or Quick-connect Terminal	Screw Front Side	C8 -	70	IP20		
	<b>2576</b> IEC Appliance Inlet C8, screw-on mounting front or rear, solder or quick-connect or PCB terminal	Screw Front-/Rear-Side	C8 -	70	IP20		
	<b>2578</b> IEC Appliance Inlet C8, Snap-in Mounting, Front Side, Solder, PCB or Quick-connect Terminal	Snap-in Front Side	C8 -	70	IP20		
	<b>0724</b> IEC Appliance Inlet C6, Screw-on Mounting, Front Side, Solder Terminal or Solder Terminal for PCB	Screw Front Side	C6 -	70	IP40		
	<b>2561</b> IEC Appliance Inlet C6, Screw-on Mounting, Front or Rear Side, Solder, PCB or Quick-connect Terminal	Screw Front Side	C6 -	70	IP20		
	<b>2562</b> IEC Appliance Inlet C6, Screw-on Mounting, Front or Rear Side, Solder, PCB or Quick-connect Terminal	Screw Front Side	C6 -	70	IP20		











Connectors (Inlets/Outlets) (PG07)

	Type	Mounting method Side	Plug Outlet	Temperature	Protection class				V- Lock 00
	<b>2565</b> IEC Appliance Inlet C6, Snap-in Mounting, Front Side, Solder or Quick-connect Terminal	Snap-in Front Side	C6 -	70	IP20				
	<b>5083</b> IEC Appliance Outlet D, Snap-in Mounting, Front Side, Solder Terminal	Snap-in Front Side	- D	70	IP20				
	<b>0721-PS</b> IEC Appliance Inlet C8, Snap-in Mounting, Front Side, Solder Terminal	Snap-in Front Side	C8 -	70	IP40				
	<b>0721-PP</b> IEC Appliance Inlet C8, Snap-in Mounting, Front Side, PCB terminals	Snap-in Front Side	C8 -	70	IP40				
<b>Phase Out</b>									
<b>Phase Out</b>									
<b>Rated Current AC max IEC   UL: 2.5 A   4 A</b>									
	<b>5084</b> IEC Appliance Outlet D, Screw-on Mounting, Front Side, Solder Terminal	Screw Front Side	- D* protrudet	70	IP20				
	<b>5086</b> IEC Appliance Outlet D, insert Mounting, Solder Terminal	Drop-in type -	- D* protrudet	70	IP20				
	<b>5088</b> IEC Appliance Outlet D, Screw-on Mounting, Front Side, Solder Terminal	Screw Front Side	- D	70	IP20				
<b>Rated Current AC max IEC   UL: 2.5 A   7 A</b>									
	<b>2572</b> IEC Appliance Inlet C8, insert Mounting, Solder, PCB or Quick-connect Terminal	Drop-in type -	C8 -	70	IP20				
	<b>2576 retaining kit</b> Cord retaining strain relief screw-on mounting	- -	- -	70	IP20				











Connectors (Inlets/Outlets) (PG07)

	Type	Mounting method Side	Plug Outlet	Temperature	Protection class		V- Lock
	<b>2578 retaining kit</b> Cord retaining strain relief snap-in mounting	- -	- -	70	IP20		
	<b>2563</b> IEC Appliance Inlet C6, insert Mounting, Front or Rear Side, Solder, PCB or Quick-connect Terminal	Drop-in type -	C6 -	70	IP20		
<b>Rated Current AC max IEC   UL: 8.8 A   -</b>							
	<b>GS21</b> IEC Socket-Outlet 400 VDC, Snap-in Mounting, Front Side, Quick-connect or PCB Terminals	Snap-in Front Side	- Standard Sheet 1	-	IP20		
<b>new</b>							
<b>Rated Current AC max IEC   UL: 10 A   15 A</b>							
	<b>6600-5</b> IEC Appliance Outlet F, Integrated Light Pipes, PCB terminals, Color Coding	Snap-in Front Side	- F	70	IP20		• •
<b>new</b>							
	<b>6610-5</b> IEC Appliance Outlet F, Snap-in Mounting, Front Side, IDC Terminal, integrated Light Pipe, Color Coding	Snap-in Front Side	- F	70	IP40		•
<b>new</b>							
	<b>4761</b> IEC Appliance Inlet with protection degree IP67 / IP69K, Screw-on Mounting front side, Solder or Quick-connect Terminal	Screw Front Side	Approved -	120	IP67		
<b>new</b>							
	<b>6100-3</b> IEC Appliance Inlet C14, Screw-on Mounting, Front or Rear Side, Solder or Quick-connect Terminal	Screw Front-/Rear-Side	C14 -	70	IP40 or IP54 with sealing kit		•
	<b>6100-4</b> IEC Appliance Inlet C14, Snap-in Mounting, Front Side, Solder or Quick-connect Terminal	Snap-in Front Side	C14 -	70	IP30		•
	<b>6102-3</b> IEC Appliance Inlet C18, Screw-on Mounting, Front or Rear Side, Solder or Quick-connect Terminal	Screw Front-/Rear-Side	C18 -	70	IP40		•











Connectors (Inlets/Outlets) (PG07)

	Type	Mounting method Side	Plug Outlet	Temperature	Protection class		V- Lock
	<b>6102-5</b> IEC Appliance Inlet C18, Snap-in Mounting, Front Side, Solder or Quick-connect Terminal	Snap-in Front Side	C18 -	70	IP30		•
	<b>6150</b> IEC Appliance Inlet C14, mates to Felcom	Snap-in Front Side	C14 -	70	IP40		
	<b>1061</b> IEC Appliance Inlet C14/C18, Snap-in Mounting, Front Side, Solder or Quick-connect or Screw-on Terminal	Snap-in Front Side	C14 C18 -	70	IP20		
	<b>6010</b> IEC Appliance Inlet C14, Snap-in Mounting, Solder, Quick-connect, Screw or PCB Terminal	Snap-in Front Side	C14 -	70	IP20		•
	<b>6015</b> IEC Appliance Inlet C18, Snap-in Mounting, Solder, Quick-connect, Screw- or PCB Terminal	Snap-in Front Side	C18 -	70	IP20		•
	<b>0711</b> IEC Appliance Inlet C14, Snap-in Mounting, Front Side, Solder Terminal	Snap-in Front Side	C14 -	70	IP30		
	<b>6048</b> IEC Appliance Inlet C14, Screw-on Mounting, Front or Rear Side, Solder or Quick-connect Terminal	Screw Front-/Rear-Side	C14 -	70	IP20		•
	<b>6061</b> IEC Appliance Inlet C14/C18, Screw-on Mounting, Front Side, Solder or Quick-connect, Screw Terminal	Screw Front Side	C14 C18 -	70	IP20		•
	<b>6061-G</b> IEC Appliance Inlet C14, Screw-on Mounting, Front Side, Solder terminal, contacts and terminals gold-plated	Screw Front Side	C14 -	70	IP20		
	<b>6130-56</b> IEC Appliance Inlet C14, Snap-in Mounting, Front Side, PCB terminals	Snap-in Front Side	C14 -	70	IP30		•

Connectors (Inlets/Outlets) (PG07)











	Type	Mounting method Side	Plug Outlet	Temperature	Protection class		V- Lock
	<b>6130</b> IEC Appliance Inlet C14, Snap-in Mounting, Front Side, PCB terminals	Snap-in Front Side	C14 -	70	IP30		•
	<b>8843.ZP30</b> IEC Appliance Inlet C14, Screw-on Mounting, Front Side, PCB Terminal	Screw Front Side	C14 -	70	IP40		
	<b>GSP1</b> IEC Appliance Inlet C14 or C18, Screw-on Mounting, Rear Side, PCB terminals	Screw Rear Side	C14 C18 -	70	IP40		•
	<b>GSP2</b> IEC Appliance Inlet C14 or C18, sandwich Mounting, PCB- or Solder Terminal	Sandwich -	C14 C18 -	70	IP40		• •
	<b>6110-3</b> IEC Appliance Inlet C16, Screw-on Mounting, Front or Rear Side, Solder or Quick-connect Terminal	Screw Front-/Rear-Side	C16 -	120	IP40		•
	<b>6110-4</b> IEC Appliance Inlet C16, Snap-in Mounting, Front Side, Solder or Quick-connect Terminal	Snap-in Front Side	C16 -	120	IP30		•
	<b>6120-3</b> IEC Appliance Inlet C16A, Screw-on Mounting, Front or Rear Side, Solder or Quick-connect Terminal	Screw Front-/Rear-Side	C16A -	155	IP40		
	<b>6120-5</b> IEC Appliance Inlet C16A, Snap-in Mounting, Front Side, Solder or Quick-connect Terminal	Snap-in Front Side	C16A -	155	IP30		
	<b>6600-3</b> IEC Appliance Outlet F, Screw-on Mounting, Front Side, Solder or Quick-connect Terminal	Screw Front Side	- F	70	IP30		• •
	<b>6602-4</b> IEC Appliance Outlet H, Snap-in Mounting, Front Side, Solder or Quick-connect Terminal	Snap-in Front Side	- H	70	IP30		

Connectors (Inlets/Outlets) (PG07)

	Type	Mounting method Side	Plug Outlet	Temperature	Protection class		V- Lock
	<b>6610</b> IEC Appliance Outlet F, Snap-in Mounting, Front Side, IDC Terminal	Snap-in Front Side	- F	70	IP40		•
	<b>6650</b> IEC Appliance Outlet F, mates to Felcom	Snap-in Front Side	- F	70	IP40		
	<b>5098</b> IEC Appliance Outlet F or H, Screw-on Mounting, Front Side, Solder or Quick-connect Terminal	Screw Front Side	- F H	70	IP20		
	<b>4721</b> IEC Appliance Outlet F Shuttered, Screw-on Mounting, Front Side, Solder or Quick-connect Terminal	Screw Front Side	- F shuttered	70	IP30		
	<b>4723</b> IEC Appliance Outlet F Shuttered, Snap-in Mounting, Front Side, Solder or Quick-connect Terminal	Snap-in Front Side	- F shuttered	70	IP30		
	<b>4787</b> IEC Appliance Outlet F, Screw-on Mounting, Front Side, Solder Terminal	Screw Front Side	- F* protrudet	70	IP30		
	<b>4788</b> IEC Appliance Outlet F, Snap-in Mounting, Front Side, Solder or Quick-connect Terminal	Snap-in Front Side	- F* protrudet	70	IP30		
	<b>5091</b> IEC Appliance Outlet F or H, Screw-on Mounting, Front Side, Solder, PCB or Quick-connect Terminal	Screw Front Side	- F* / H* protrudet	70	IP20		
	<b>5001</b> IEC Appliance Outlet F, Screw-on Mounting, Rear Side, PCB-/Solder Terminal	Screw Rear Side	- F	70	IP20		
	<b>6600-4</b> IEC Appliance Outlet F, Snap-in Mounting, Front Side, Solder or Quick-connect Terminal	Snap-in Front Side	- F	70	IP30		• •





Rated Current AC max IEC | UL: 16 A | 20 A

Connectors (Inlets/Outlets) (PG07)

	Type	Mounting method Side	Plug Outlet	Temperature	Protection class		V- Lock
 <b>new</b>	<b>4710-5</b> IEC Appliance Outlet J, Snap-in Mounting, Front Side, IDC Terminal, integrated Light Pipe, Color Coding	Snap-in Front Side	- type J	70	-		•
 <b>new</b>	<b>4797-5</b> IEC Appliance Outlet J, Integrated Light Pipes, PCB terminals, Color Coding	Snap-in Front Side	- type J	70	IP40		• •
 <b>new</b>	<b>4710</b> IEC Appliance Outlet J, Snap-in Mounting, Front Side, IDC Terminal	Snap-in Front Side	- type J	-	-		•
	<b>GSP4</b> IEC Appliance Inlet C20 or C24, Split panel or screw-on mounting, PCB Terminal	Screw Rear Side	C20 C24 -	70	IP20		• •
 <b>new</b>	<b>1681</b> IEC Appliance Inlet C22, for very hot conditions 155°C, Screw-on or Snap-in Mounting, Front Side	Snap-in or screw-on Front Side	C22 -	155	IP20		•
	<b>1601</b> IEC Appliance Inlet C20, Screw-on Mounting, Rear Side, PCB Terminal	Screw Rear Side	C20 -	70	IP20		
	<b>4793</b> IEC Appliance Inlet C20, Snap-in Mounting, Front Side, Solder or Quick-connect Terminal	Snap-in Front Side	C20 C24 -	70	IP30		• •
	<b>1624</b> IEC Appliance Inlet C20, Snap-in Mounting, Front Side, Solder or Quick Connect Terminal	Snap-in Front Side	C20 -	70	IP20		
	<b>1621</b> IEC Appliance Inlet C20, Screw-on Mounting, Front Side, Solder, Quick-connect or Screw Terminal	Screw Front Side	C20 -	70	IP20		
	<b>4797</b> IEC Appliance Outlet J, Snap-in/Screw-on Mounting, Front Side, Solder or Quick-connect Terminal	Snap-in or screw-on Front Side	- type J	70	-		• •



Connectors (Inlets/Outlets) (PG07)

	Type	Mounting method Side	Plug Outlet	Temperature	Protection class		V- Lock 00
	<b>5017</b> IEC Appliance Outlet J, Screw-on Mounting, Front Side, Quick-connect Terminal	Screw Front Side	- J* protrudet	70	IP20		
	<b>5216</b> IEC Appliance Outlet J, Screw-on Mounting, Front Side, Quick-connect Terminal	Screw Front Side	- type J	70	IP40		
	<b>5213</b> IEC Appliance Outlet J, Snap-in Mounting, Front Side, Quick-connect Terminal	Snap-in Front Side	- type J	70	IP40		
	<b>0723</b> IEC Appliance Outlet J, Screw-on Mounting, Front Side, Solder or Quick-connect Terminal	Screw Front Side	- type J	70	IP30		
	<b>4798</b> IEC Appliance Inlet C20, Screw-on Mounting, Front Side, Solder or Quick-connect Terminal	Screw Front Side	C20 -	70	IP 40		• •

Phase Out